

**YEARLING EWE  
INSERT**

## ABOUT MY YEARLING EWE PROJECT

My goal(s) with my yearling ewe this year is \_\_\_\_\_

\_\_\_\_\_

\_\_\_\_\_

Value on October 1 (real market value (X) from ewe lamb insert) \_\_\_\_\_

Optimum Condition Score at:  
Pregnancy Testing - 3.0  
Lambing  
- Yearling - 3.0  
- Mature - 2.5 - 3.0  
Breeding - 2.5 - 3.0

Condition Score at start of 4-H year and/or pregnancy testing \_\_\_\_\_

**Reminders:** Throughout your record book, round to two decimal places. Use a consistent unit of measurement (imperial or metric).

## PHOTOGRAPHS

Include two photos: One taken of your yearling ewe within 2 weeks of your club's weigh-in / registration and the second at Achievement Day. (Label and include date)

## PROJECT PLANNING

Why did you choose this project?

---

---

What skills do you want to learn or improve on?

---

---

What goals do you want to accomplish with your project?

---

---

What other 4-H activities do you want to try?

---

---

Your project animal requires regular care and management. Explain what you regularly do for, or with, your animals on a daily, weekly, monthly and yearly basis. Be as specific as possible.

**Remember to consider the following:**

- Feeding and watering practices
- Bedding
- Trimming
- Vaccinations
- Shearing
- Health check
- Cleaning pens, feed and water containers
- Check and repair fence

**What I will do for my project animal...**

Daily	Weekly	Monthly	Yearly

## BUDGET - For Senior Members Only

A budget is important for planning. Budgets can help ensure that your expenditures are not greater than your available finances, or expected income, particularly if a loan is required.

Based in previous years in the project, and/or the advice of your leaders and parents, create a budget for this year. Additionally, you may want to think about:

1. Is the value of the learning worth a loss? Will it lead to a more balanced projection in the future?
2. Is there a way to decrease expenses?
3. Is there a way to generate more income?

### Budget

Projected Price (initial value) of Animal			
Projected Feed Expense	+		
Projected Equipment Depreciation	+		
Projected Maintenance / Repair Expense	+		
Projected Education / License Expense	+		
Projected Other Expense	+		
<b>Total Projected Expense</b>	<b>=</b>		
Projected Project Income			
Projected Other Income	+		
<b>Total Projected Income</b>	<b>=</b>		
Total Projected Income			
Total Projected Expense	+		
<b>Budgeted Profit/Loss</b>	<b>=</b>		

## RECORD OF MY YEARLING'S PROGRESS

Fill out the monthly project reports only for those months when you are working on your project.

Month	Comment - How did your project do this month, questions, ideas?	
	Member:	
	Leader:	Leader Initials:
	Member:	
	Leader:	Leader Initials:
	Member:	
	Leader:	Leader Initials:
	Member:	
	Leader:	Leader Initials:
	Member:	
	Leader:	Leader Initials:
	Member:	
	Leader:	Leader Initials:

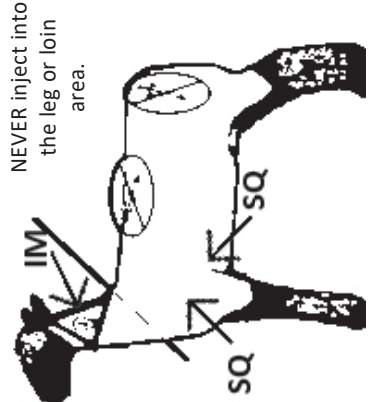
Month	Comment - How did your project do this month, questions, ideas?	
	Member:	
	Leader:	Leader Initials:
	Member:	
	Leader:	Leader Initials:
	Member:	
	Leader:	Leader Initials:
	Member:	
	Leader:	Leader Initials:
	Member:	
	Leader:	Leader Initials:
	Member:	
	Leader:	Leader Initials:

# HEALTH RECORD (EWE AND/OR LAMBS)

Date	Condition Being Treated	Estimated Weight	Treatment Administered (Example: Penicillin O.1 cc IM)	Medication Lot #	Person Giving Treatment	Withdrawal Period	Withdrawal Complete Date	Cost (\$)
<b>TOTAL HEALTH COST (F)</b>								

**Medicated Feeds** - Remember to document ALL medicated feed and withdrawal times

Dates Fed	Medication Name (Medication added/included in feed and approximate amount of medication)	Withdrawal Time (Instructed)	Withdrawal Complete (Date)



Give Subcutaneous (Sub-Q) injections under loose skin of neck or front flank using tented method. Give Intramuscular (IM) injections in the neck. If label indicates a choice, use Sub-Q (under the skin) injections.

**Prohibited Feed Affidavit**

I, \_\_\_\_\_ (print), of the \_\_\_\_\_ 4-H Club, attest that to the best of my knowledge, the ration fed to sheep under my authority, direction or ownership and which are supplied to any packer in Canada have not been fed "prohibited material" as defined in the Mammalian to Ruminant Feeding Ban SOR/97-362 (Amendments to the Regulations Respecting the Health of Animals, SOR/91-525), made pursuant to the Health of animals Act S.C. 1990, c21. (To be signed the day of the sale.)

4-H Member's Signature	Date
Parent or Guardian Signature	Date



# MONTHLY FEED RECORD

Include the values of pasture, silage, hay and grain that your project animal eats. If you share feed with someone else, calculate and record only the value of the feed your own animals eat. Include any feed you feed your lambs, once they are born.

Monthly Record For: \_\_\_\_\_

Feed (Grains, Hay, Supplements, Pasture)	Days on Feed	Weight per Day kgs/lbs	Monthly Weight kgs/lbs	Price per Weight Unit (\$)	Monthly Feed Cost (\$)
			<b>Total (G1)</b>		<b>Total (H1)</b>

Monthly Record For: \_\_\_\_\_

Feed (Grains, Hay, Supplements, Pasture)	Days on Feed	Weight per Day kgs/lbs	Monthly Weight kgs/lbs	Price per Weight Unit (\$)	Monthly Feed Cost (\$)
			<b>Total (G2)</b>		<b>Total (H2)</b>

Monthly Record For: \_\_\_\_\_

Feed (Grains, Hay, Supplements, Pasture)	Days on Feed	Weight per Day kgs/lbs	Monthly Weight kgs/lbs	Price per Weight Unit (\$)	Monthly Feed Cost (\$)
			<b>Total (G3)</b>		<b>Total (H3)</b>

# MONTHLY FEED RECORD CONTINUED

**Monthly Record For:** \_\_\_\_\_

Feed (Grains, Hay, Supplements, Pasture)	Days on Feed	Weight per Day kgs/lbs	Monthly Weight kgs/lbs	Price per Weight Unit (\$)	Monthly Feed Cost (\$)
			<b>Total (G4)</b>		<b>Total (H4)</b>

**Monthly Record For:** \_\_\_\_\_

Feed (Grains, Hay, Supplements, Pasture)	Days on Feed	Weight per Day kgs/lbs	Monthly Weight kgs/lbs	Price per Weight Unit (\$)	Monthly Feed Cost (\$)
			<b>Total (G5)</b>		<b>Total (H5)</b>

**Monthly Record For:** \_\_\_\_\_

Feed (Grains, Hay, Supplements, Pasture)	Days on Feed	Weight per Day kgs/lbs	Monthly Weight kgs/lbs	Price per Weight Unit (\$)	Monthly Feed Cost (\$)
			<b>Total (G6)</b>		<b>Total (H6)</b>

# MONTHLY FEED RECORD CONTINUED

Monthly Record For: \_\_\_\_\_

Feed (Grains, Hay, Supplements, Pasture)	Days on Feed	Weight per Day kgs/lbs	Monthly Weight kgs/lbs	Price per Weight Unit (\$)	Monthly Feed Cost (\$)
			<b>Total (G7)</b>		<b>Total (H7)</b>

Monthly Record For: \_\_\_\_\_

Feed (Grains, Hay, Supplements, Pasture)	Days on Feed	Weight per Day kgs/lbs	Monthly Weight kgs/lbs	Price per Weight Unit (\$)	Monthly Feed Cost (\$)
			<b>Total (G8)</b>		<b>Total (H8)</b>

Monthly Record For: \_\_\_\_\_

Feed (Grains, Hay, Supplements, Pasture)	Days on Feed	Weight per Day kgs/lbs	Monthly Weight kgs/lbs	Price per Weight Unit (\$)	Monthly Feed Cost (\$)
			<b>Total (G9)</b>		<b>Total (H9)</b>

## MONTHLY FEED RECORD CONTINUED

**Monthly Record For:** \_\_\_\_\_

Feed (Grains, Hay, Supplements, Pasture)	Days on Feed	Weight per Day kgs/lbs	Monthly Weight kgs/lbs	Price per Weight Unit (\$)	Monthly Feed Cost (\$)
			<b>Total (G10)</b>		<b>Total (H10)</b>

**Monthly Record For:** \_\_\_\_\_

Feed (Grains, Hay, Supplements, Pasture)	Days on Feed	Weight per Day kgs/lbs	Monthly Weight kgs/lbs	Price per Weight Unit (\$)	Monthly Feed Cost (\$)
			<b>Total (G11)</b>		<b>Total (H11)</b>

**Monthly Record For:** \_\_\_\_\_

Feed (Grains, Hay, Supplements, Pasture)	Days on Feed	Weight per Day kgs/lbs	Monthly Weight kgs/lbs	Price per Weight Unit (\$)	Monthly Feed Cost (\$)
			<b>Total (G12)</b>		<b>Total (H12)</b>

## MONTHLY FEED RECORD CONTINUED

**Total Cost of Feed\*** - Add the cost of each month's feed.

<div style="border: 1px solid black; width: 60px; height: 30px; margin: 0 auto;"></div> H1	+	<div style="border: 1px solid black; width: 60px; height: 30px; margin: 0 auto;"></div> H2	+	<div style="border: 1px solid black; width: 60px; height: 30px; margin: 0 auto;"></div> H3	+	<div style="border: 1px solid black; width: 60px; height: 30px; margin: 0 auto;"></div> H4	+	<div style="border: 1px solid black; width: 60px; height: 30px; margin: 0 auto;"></div> H5	+	<div style="border: 1px solid black; width: 60px; height: 30px; margin: 0 auto;"></div> H6	+
<div style="border: 1px solid black; width: 60px; height: 30px; margin: 0 auto;"></div> H7	+	<div style="border: 1px solid black; width: 60px; height: 30px; margin: 0 auto;"></div> H8	+	<div style="border: 1px solid black; width: 60px; height: 30px; margin: 0 auto;"></div> H9	+	<div style="border: 1px solid black; width: 60px; height: 30px; margin: 0 auto;"></div> H10	+	<div style="border: 1px solid black; width: 60px; height: 30px; margin: 0 auto;"></div> H11	+	<div style="border: 1px solid black; width: 60px; height: 30px; margin: 0 auto;"></div> H12	=
<div style="border: 1px solid black; width: 80px; height: 30px; margin: 0 auto;"></div> <b>Total Feed Cost (H)</b>											

**Total Amount of Feed\*** - Add the cost of each month's feed.

<div style="border: 1px solid black; width: 60px; height: 30px; margin: 0 auto;"></div> G1	+	<div style="border: 1px solid black; width: 60px; height: 30px; margin: 0 auto;"></div> G2	+	<div style="border: 1px solid black; width: 60px; height: 30px; margin: 0 auto;"></div> G3	+	<div style="border: 1px solid black; width: 60px; height: 30px; margin: 0 auto;"></div> G4	+	<div style="border: 1px solid black; width: 60px; height: 30px; margin: 0 auto;"></div> G5	+	<div style="border: 1px solid black; width: 60px; height: 30px; margin: 0 auto;"></div> G6	+
<div style="border: 1px solid black; width: 60px; height: 30px; margin: 0 auto;"></div> G7	+	<div style="border: 1px solid black; width: 60px; height: 30px; margin: 0 auto;"></div> G8	+	<div style="border: 1px solid black; width: 60px; height: 30px; margin: 0 auto;"></div> G9	+	<div style="border: 1px solid black; width: 60px; height: 30px; margin: 0 auto;"></div> G10	+	<div style="border: 1px solid black; width: 60px; height: 30px; margin: 0 auto;"></div> G11	+	<div style="border: 1px solid black; width: 60px; height: 30px; margin: 0 auto;"></div> G12	=
<div style="border: 1px solid black; width: 80px; height: 30px; margin: 0 auto;"></div> <b>Total Amount of Feed (G)</b>											

**Note:** If you don't intend to have your yearling continue as a mature ewe project: calculated your feed amounts and costs from Oct. 1 to achievement day. If your yearling ewe is continuing as a mature ewe project, calculate total amounts and costs from Oct. 1 to Sept. 30.

## MY ANIMAL'S PERFORMANCE

### Lambing Information

Lambing Ease:  Unassisted  Easy Pull  Hard Pull  C-Section

Presentation:  Not Observed  
 Normal Frontwards (two front legs and nose)  
 Normal Backwards (two hind legs and tail)  
 Breech (backwards, tail but no legs)  
 Upside Down  
 One Leg Back  
 Head Back  
 Both Front Legs Back

Condition Score at Lambing:

### About My Lamb(s)

Birthdate \_\_\_\_\_

#### Lamb 1 Information

Lamb Name/Tag # \_\_\_\_\_ CISP # \_\_\_\_\_

Sex (ewe/ram) \_\_\_\_\_ Weight at Birth \_\_\_\_\_ Colour \_\_\_\_\_

Castration Date \_\_\_\_\_  Horns  Polled

#### Lamb 2 Information

Lamb Name/Tag # \_\_\_\_\_ CISP # \_\_\_\_\_

Sex (ewe/ram) \_\_\_\_\_ Weight at Birth \_\_\_\_\_ Colour \_\_\_\_\_

Castration Date \_\_\_\_\_  Horns  Polled

#### Lamb 3 Information

Lamb Name/Tag # \_\_\_\_\_ CISP # \_\_\_\_\_

Sex (ewe/ram) \_\_\_\_\_ Weight at Birth \_\_\_\_\_ Colour \_\_\_\_\_

Castration Date \_\_\_\_\_  Horns  Polled

## COMPETITION / SHOW RECORD

Name of Competition/ Show, Date, Location	Goal for attending, type of competition / show	Classes entered, placings, name(s) of judge(s), organizing group, prize(s) won	Value of Prize(s) Won
<b>Total Value of Prize(s) Won</b>			<b>\$</b>





## OTHER EXPENSES FOR MY YEARLING EWE PROJECT

**Note:** Record the cost of new equipment, which you will use for more than one year, in the 4-H Project Inventory Summary on the previous page.

### EDUCATION / LICENSES EXPENSE: (grooming workshops, etc.)

	Cost
<b>Total</b>	<b>(L)</b>

**OTHER EXPENSES:** (bedding, trucking, tags, project event costs (gas, meals, lodging, show clothes, entry fees, etc.), yardage (usually the second biggest expense when calculating cost of production - includes daily overhead expenses such as utilities, repairs, labour, taxes, insurance, custom work, lease payments, and miscellaneous expenses associated with maintaining an animal in the lot/yard)) **Note:** Items that are used up yearly, such as show supplies, are recorded here.

	Cost
<b>Total</b>	<b>(M)</b>

## FINANCIAL SUMMARY FOR MY PROJECT

### Total Expenses:

Initial Value of Animal		(B)
Health Expenses	+	(F)
Feed Expenses	+	(H)
Equipment Depreciation Expenses	+	(K)
Education/Licenses Expenses	+	(L)
Other Expenses	+	(M)
<b>Total Expenses</b>	=	(P)

### Project Sale Income:

(estimated value of animal(s) on Sept. 30, or achievement day if not continuing as a mature ewe project, and any other items related to the project that you have sold - Eg. lamb halters that you make and sell)

Yearling Ewe Value	
Lamb 1 Value (Current Market Price _____ x Weight _____)	
Lamb 2 Value (Current Market Price x Weight _____)	
Lamb 3 Value (Current Market Price x Weight _____)	
<b>Total</b>	<b>(Q)</b>

### Other Income:

(cash and/or the assigned value of prizes at fairs, shows, and competitions; sale of equipment; scholarships won at project events; etc.)

<b>Total</b>	<b>(R)</b>

### Total Income:

Project Sale Income		(Q)
Other Income	+	(R)
<b>Total Income</b>	=	(T)

## FINANCIAL SUMMARY CONTINUED

### Profit or Loss Calculation:

Total Income			(T)
Total Expenses	-		(P)
Profit or Loss	=		(U)

### Real Market Calculations:

Complete the calculation to determine if you would have made a profit or loss if you had sold this project at today's market price.

	x		=	
Current Market Price		Sale Weight (D)		Real Market Value (X)

	-		=	
Real Market Value (X)		Total Expenses (P)		Real Life Profit or Loss

# CONTINUING THE PROJECT & PLANNING FOR NEXT YEAR

## ESTRUS (HEAT) RECORD

Use this page to record estrus (heat) cycles. Keeping a record of estrus cycles will help you predict when breeding will most likely be successful. Detecting estrus in ewes can be difficult; using a ram marking harness will make it easier to see if the ewe has stood for the ram.

Keep a record of the following information using the indicated symbols:  
 estrus (E)   standing heat (S)   bred (B)

### January

1	2	3	4	5	6	7
8	9	10	11	12	13	14
15	16	17	18	19	20	21
22	23	24	25	26	27	28
29	30	31				

### February

1	2	3	4	5	6	7
8	9	10	11	12	13	14
15	16	17	18	19	20	21
22	23	24	25	26	27	28
29						

### March

1	2	3	4	5	6	7
8	9	10	11	12	13	14
15	16	17	18	19	20	21
22	23	24	25	26	27	28
29	30	31				

### April

1	2	3	4	5	6	7
8	9	10	11	12	13	14
15	16	17	18	19	20	21
22	23	24	25	26	27	28
29	30					

### May

1	2	3	4	5	6	7
8	9	10	11	12	13	14
15	16	17	18	19	20	21
22	23	24	25	26	27	28
29	30	31				

### June

1	2	3	4	5	6	7
8	9	10	11	12	13	14
15	16	17	18	19	20	21
22	23	24	25	26	27	28
29	30					

### July

1	2	3	4	5	6	7
8	9	10	11	12	13	14
15	16	17	18	19	20	21
22	23	24	25	26	27	28
29	30	31				

### August

1	2	3	4	5	6	7
8	9	10	11	12	13	14
15	16	17	18	19	20	21
22	23	24	25	26	27	28
29	30	31				

### September

1	2	3	4	5	6	7
8	9	10	11	12	13	14
15	16	17	18	19	20	21
22	23	24	25	26	27	28
29	30					

### October

1	2	3	4	5	6	7
8	9	10	11	12	13	14
15	16	17	18	19	20	21
22	23	24	25	26	27	28
29	30	31				

### November

1	2	3	4	5	6	7
8	9	10	11	12	13	14
15	16	17	18	19	20	21
22	23	24	25	26	27	28
29	30					

### December

1	2	3	4	5	6	7
8	9	10	11	12	13	14
15	16	17	18	19	20	21
22	23	24	25	26	27	28
29	30	31				

## YEARLING EWE BREEDING RECORD

Did you flush your ewe lamb before breeding? Yes \_\_\_\_\_ or No \_\_\_\_\_

If yes, how and for how long? \_\_\_\_\_

### Condition Scoring:

1: very thin - hip bones and ribs can be seen

2: lean - can feel ribs

3: good condition

4: over conditioned - folds of fat developed over ribs and around tail head

5: fat - blocky appearance, mobility impaired by fat

(optimal breeding at 2.5-3.0)

Condition Score at Breeding: \_\_\_\_\_

Bred By or To	Date First Exposed to Ram	Date Last Exposed to Ram	Projected Due Date	Comments

## EWE EVALUATION

Teeth, feet, and udders need to be evaluated for culling purposes. Ewes pass their genetics on to their offspring, often passing on their unsound conformation. Culling unproductive and unsound ewes reduces your flock’s costs.

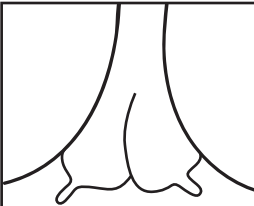
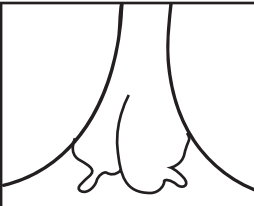
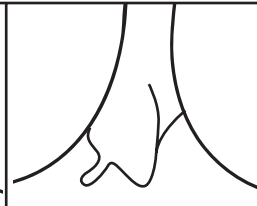
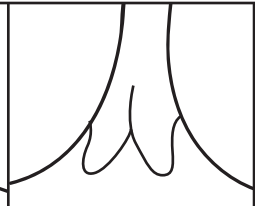
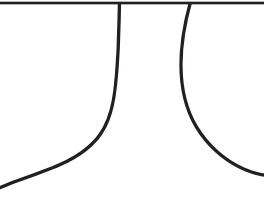
### Udder and Teats

A sound udder is one that is free from any structural defects and allows the lamb(s) to suckle easily. When a ewe’s udder is not sound, the milk yield may be less, reducing lamb(s) growth rates and chances of survival. The incidence of udder abnormalities tends to increase with age.

Udder checks are done by hand about the same time their offspring have their tails docked, are castrated and ear tagged.\* Reach down and cup the udder in your hand; feel for the size, warmth, and density of the udder, and if both sides are equal. Check the teat lengths and widths. As you are learning to check udders, if there is something that feels different, tip the ewe on her rump to see the whole udder and determine what is happening.

\*Note: See the Canadian Sheep Code of Practice for details on timing and pain mitigation.  
<https://www.nfacc.ca/codes-of-practice-sheep>

Check the udder below that best describes your ewe’s udder conformation. (View from behind)

				
Udder evenly balanced, smooth and warm 2 average size teats	Udder unevenly balanced, one side cold or very warm that feels lumpy	Udder unevenly balanced, one side shrunk and not producing milk	Udder balanced or unevenly balanced, 3 or more teats or very large teat(s)	None of these descriptions work, this is what the ewe’s udder looks like

### Feet

Hoof and foot conformation is critical to a ewe’s longevity in the flock. The condition of animals deteriorate if they can’t easily move to food and water. Both ram and ewe lameness can severely affect fertility. Foot rot, which is contagious, is also more prevalent in animals prone to lameness.

This ewe had to have: (check)

- No hoof trimming       Some hoof trimming       Extensive hoof trimming

### Teeth

Tearing and pulling of fibrous plants make a sheep’s teeth subject to lots of mechanical stresses. A breeding animal’s teeth and mouth conformation are important to ensuring longevity.

This ewe has: (check)

- No teeth issues       Some teeth issues       Trouble with her teeth

## EVALUATION OF MY YEARLING EWE PROJECT

1. What were the strengths of your Yearling Ewe? (conformation, temperament, etc)

---

---

---

2. What were the weaknesses of your Yearling Ewe? (conformation, temperament, etc.)

---

---

---

3. What would you do differently with your Yearling Ewe if you were starting the year again? (change frame, feeding, breed, etc.)

---

---

---

4. What was the most important thing you learned about your Yearling Ewe?

---

---

---

5. Will you keep or sell this Yearling Ewe? Will you use the Yearling as a Mature Ewe Project?

---

---

---

6. What is the most important NEW thing you learned during your Yearling Ewe project year that you can share with others? (tips from others, health and welfare, etc.)

---

---

---